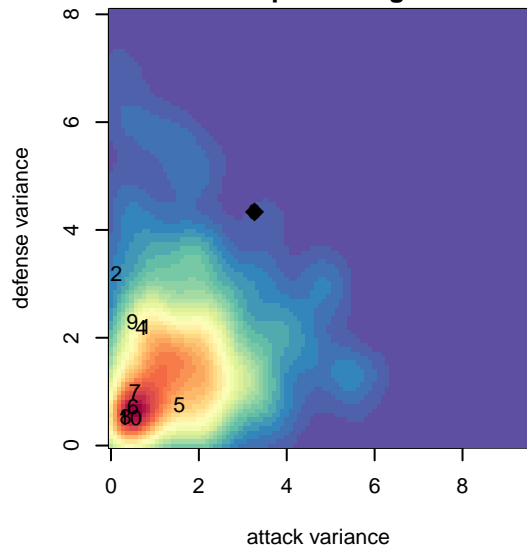
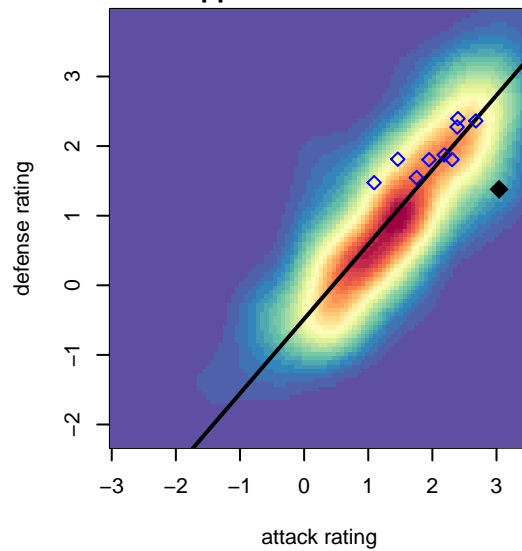


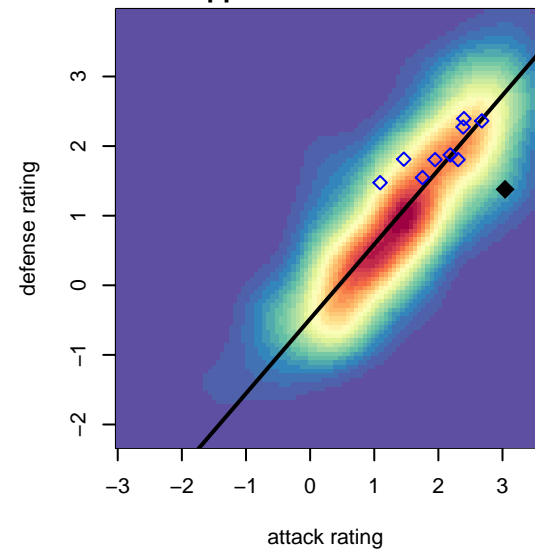
**attack and defense variance (black dot)
relative to other teams
and top 10 in region**



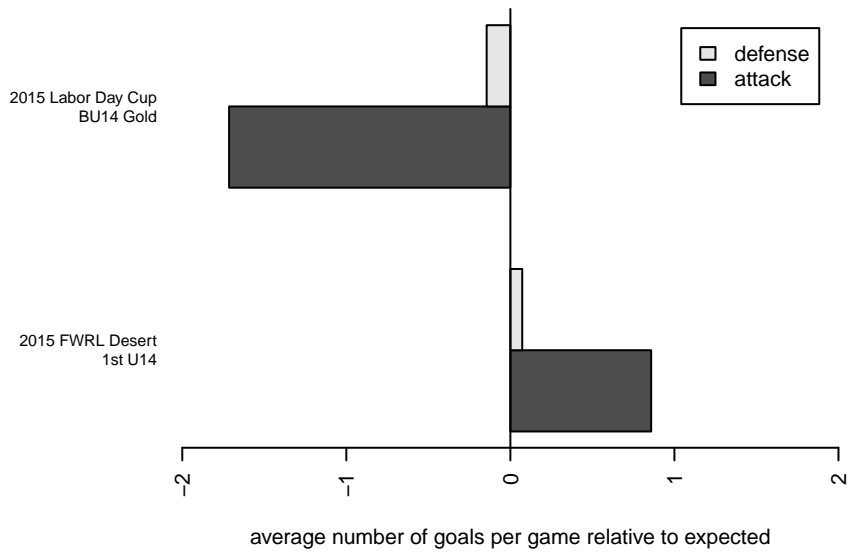
**attack and defense rating
relative to others at age
and all opponents in last 13 months**



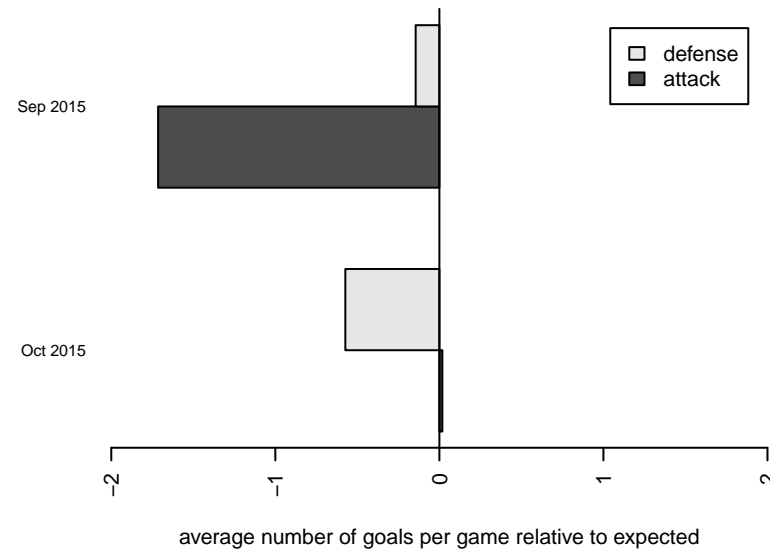
**attack and defense rating
relative to others at age
and all opponents in last 13 months**



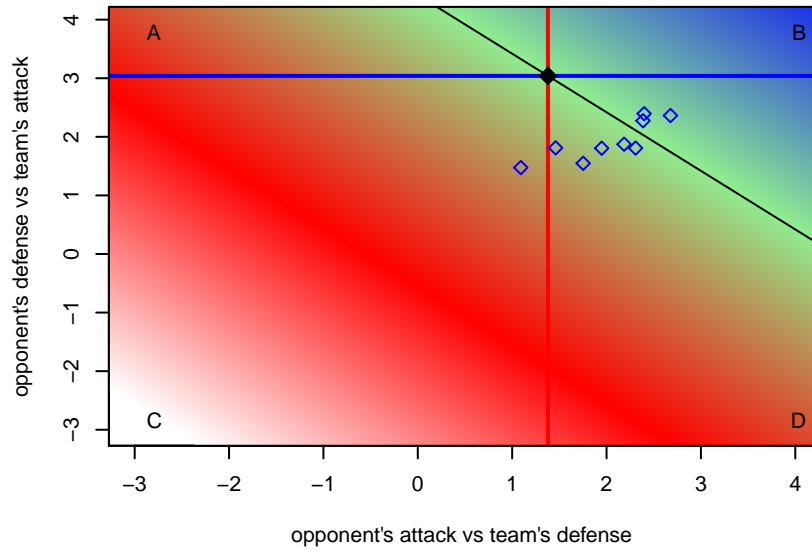
Performance relative to 13 month average



Performance relative to 13 month average



Distribution of opponents
 Red = Lose zone, Blue = Win zone, Green = Even
 Black line separates win/lose zones



lot. A=Neither has attack advantage, B=Opponent has both attack and defense advantage, C=Opponent has both attack and defense disadvantage, D=Both have

date	home		away		venue	pred.home	pred.away
2016-04-08	Downtown LVSC 02 Academy B01	1	Sparta United 02 Premier B01	4	2015 FWRL Desert 1st U14	3.04	1.39
2016-04-08	Barcelona Academy B01	5	Sparta United 02 Premier B01	3	2015 FWRL Desert 1st U14	3.75	1.37
2015-11-01	Sparta United 02 Premier B01	4	Real Colorado Edge 02 Select B01	1	2015 FWRL Desert 1st U14	3.15	2.37
2015-10-31	Sparta United 02 Premier B01	2	Arizona Arsenal 02 Premier B01	0	2015 FWRL Desert 1st U14	3.62	0.97
2015-10-31	Las Vegas Neon Silver B01	7	Sparta United 02 Premier B01	4	2015 FWRL Desert 1st U14	2.61	1.99
2015-10-30	Sparta United 02 Premier B01	1	MSC United White B01	1	2015 FWRL Desert 1st U14	1.34	2.70
2015-09-07	Sparta United 02 Premier B01	1	Kitsap Alliance FC Red B01	0	2015 Labor Day Cup BU14 Gold	3.17	1.44
2015-09-06	Tacoma United Eclipse B01	3	Sparta United 02 Premier B01	1	2015 Labor Day Cup BU14 Gold	1.83	2.54
2015-09-05	Sparta United 02 Premier B01	1	Seattle United Tango B01	2	2015 Labor Day Cup BU14 Gold	2.44	1.29